

10 Tips

on awning fabrics

weinor



Frame colour WT 029/71289 | Pattern 3-598

So you will enjoy your awning for longer

If you opt for an awning, you want to enjoy it for a long time. Especially the fabric and its colours. So, it makes sense to find out about the properties and qualities of fabrics before making a purchase. What makes a good fabric? How do the colours retain their brightness? What do you need to consider when cleaning fabric? Answers to these and other questions can be found in our mini guide. So your sun protection looks beautiful for a long time!

1 Make sure you buy the right fabric

Awning fabrics are technical textiles. They are made of either acrylic or polyester fibre. Both materials have their qualities. Acrylic is more colour intensive, polyester is said to have higher dimensional stability. The larger the awning, the more important the form stability.

1st rule of thumb: polyester for large awnings

The wider the awning, the faster the fabric sags. Therefore, wide awnings should be made of polyester. Polyester possesses a so-called rebound behaviour. The material “memorises” the tensioned condition (weinor Memory Effect®) and retains its stability of form.

2nd rule of thumb: acrylic for intensive use

Acrylic is the safer choice if the awning is going to be frequently used. This material has excellent light fastness. For this reason, acrylic is used for sun protection in restaurants, on boats or for cabriolet roofs.

Please note: to ensure long-lasting brilliance of colour in both fabrics, you should opt for spinneret dyeing (see point 3).



Frame colour WT 029/90147 | Pattern 3-718

2 The location makes the fabric design

Bright, shining colours are classics for awnings. They guard against sun radiation but still let a lot of light onto the patio. But they also require the proper care – especially when they are exposed to dust, soot, dirt and leaves.

Rule of thumb: the busier, the more resistant

If your house is located on a busy street or if there are a lot of trees in the vicinity, you should select dark colours or a striped pattern. This is because residue from leaves, pollen, soot and bird droppings cannot be so easily detected on a dark, multi-coloured surface. Your awning will retain its good appearance longer.

Please note: older awning woven fabrics used to be manufactured with the addition of a high quantity of formaldehyde. This substance improves the form stability of the fabric. For health reasons the content of formaldehyde has been reduced considerably. So don't be surprised if your new awning is not quite as “stable” as your old one.

3 Carrot, not radish: real colours with spinneret dyed fabrics


There are several possibilities to put the colour into the fabric. Spinneret dyeing is the most extensive and highest-quality method of dyeing. In a special spinning dyeing process, the colour pigments are locked into the fibres during the fibre production before they are spun into yarn. In this way, the colour is locked in the depth – like in a carrot. The fabric maintains its brilliance. Another advantage: spinneret dyeing is much more environmentally friendly. Up to 90% less water is used compared to other dyeing processes.

Yarn and piece dyeing is much too superficial

In yarn and piece dyeing (also known as core dyeing) the finished fibre or the finished woven fabric is immersed into the dye. The final result is like a radish. The colour cannot penetrate the fibre completely and remains on the surface. It will not remain permanently light-resistant.




Spinneret dyeing:
dyed through like a carrot



Yarn/piece dyeing:
only dyed on the surface like a radish


4 Modern designs for every taste



Tip: fresh colours by replacing the fabric

Fashions come and go, tastes change. Why not simply bring a breath of fresh air to the patio? With a new fabric, your second living room will shine in a totally different light.

Awning fabrics are available in a wide variety of designs. Whether it's timeless neutral colours for stylish simple and minimalist architecture, harmonious trend colours for a homely atmosphere, or creative colour trends for exquisite interior design accents – it's up to the patio user. Calm plain surfaces or designs with modern block or lively creative stripes offer the right fabric for every patio.




Please note: Blended yarns are a combination of colour-coordinated light and darker yarns. If the individual units of the blended yarn units are cut, depending on the pattern, fabric edges with several different colours may appear on the cut surface. The degree to which these are visible depends on the position of the cut edges in relation to the direction of the respective thread run. The visibility of the fabric edges is a phenomenon which is independent of the manufacturer and unavoidable.

5 Sewn or glued?

Awning fabrics are manufactured by attaching narrower widths of fabric to each other. There are two methods for this: sewing and gluing.

Sewing: Tests and practical experience have shown that sewn awning fabrics are generally more reliable. This traditional, high-quality technique results in a seam pattern which is more visually even over the long term. The risk of creasing in the area of the seam is lower. As a rule, rainwater does not penetrate the seams as micro dirt particles seal the seaming holes after a short period of use. By selecting the perfect yarn to match the fabric the seams are barely visible.

Gluing: glued awning fabrics are rainproof right from the start due to their homogeneous adhesive surface. If the awning is also to be used in light rain, glued fabrics are recommended. However, considerably more creases tend to build up around the seam area.



Even looking seam pattern

6 It's better to retract the awning when it rains – but always allow wet fabrics to dry



Modern awning fabric has water-repellent properties. The rain water reliably runs off the awning when it is tilted at a pitch of 14 degrees or greater. Persistent humidity is not good for the fabric, however. If it is retracted, the woven fabric cannot dry. Discolouration occurs due to water stains and the fabric may also develop more wrinkling and honeycombing. Moisture also favours fungal infestation, which leads to mildew stains. So always allow the awning to dry! Bring it out as soon as the conditions allow so the fabric can dry off.

The Teflon fabric protection finish provides impregnation for the fabric making it dirt repellent.

7 Care – but not the hard way



The following procedure will clean the fabric and protect it at the same time:


- Light dirt can be removed carefully using a colourless eraser.
- Moisten the fabric with clean water, this will soften dried dirt.
- Use lukewarm water (max. 40°C) with a 5 to 10% solution of mild detergent.
- Use a sponge to apply the foam to the fabric, do not rub in!
- Leave the foam to work for 15 to 20 minutes.
- Rinse with lots of clean water.
- Leave the fabric to dry.
- Never use an abrasive scouring pad or brush, the protective coating can be removed.

High pressure washers/hoses should never be used – they damage the fabric.

8 Don't despair: the fabric lives – and changes

Awning fabrics are high-performance products meeting stringent technical requirements. High-quality woven fabrics are used for the manufacturing. Furthermore, laboratory tests guarantee the important properties such as stiffness, tear-resistance, colour fastness and lots more. But the material could still change after some time, especially if the awning is frequently used.

This cannot be excluded according to state-of-the-art technology. These natural changes also include sagging of the fabric between the seams or overstretching in the region of the hem. The fabric could also exhibit creasing from the beginning. This is largely normal, irrespective of the manufacturer.



Rippling near the seam

9 Look out for the seal of quality



Innovative technology against dirt and water



Designates the degree of UV protection



Natural cooling of living areas



Dirt-repellence impregnation due to Teflon woven tissue protection



Does not contain any substances that are harmful to health and the environment

High-quality awnings must meet specific standards.

But beware: not all fabrics have the same standard. When buying your product, make sure that the fabric is compliant with the colour fastness standard DIN EN 105 B04. Furthermore, your fabric should satisfy the current requirements with regard to UV protection, tear-resistance, weathering fastness and environmental friendliness.

10 Advice from the experts

Awning systems are extremely complex units. Factors such as statics, electricity together with the high-quality workmanship of the fabric and frame play an important part – especially in terms of long service life. The mounting technology is also very sophisticated depending on the structure. Awnings purchased and installed by professional retailers provide security and quality. Your sun protection expert will give you professional advice and gladly help you choose the right awning and the appropriate fabric – and all with an attractive price-performance ratio.



Find out more about the benefits of comprehensive advice from experienced and trained weinor retailers.
www.weinor.com/service/advantages-weinor-retailers/



Guideline for the cleaning and care of awning fabrics



Guideline for assessing manufactured awning fabrics

Tip: You can also obtain information from the Industrieverband Technische Textilien-Rollladen-Sonnenschutz e.V. (ITRS). On www.itrs-ev.com, you will find further important information, for example:



NEW!

modern basics | blue®

The sustainable awning fabric collection

Sustainable & exclusively from weinor


The weinor modern basics blue® fabric collection includes 16 modern designs in tried and tested weinor polyester quality. 85% recycled PET is used to produce the fabric.

weinor GmbH & Co. KG
Mathias-Brüggen-Straße 110
50829 Cologne
weinor.com



my collections

High-quality awning fabrics



Picture motif title:
Frame colour RAL 9001 | Pattern 3-501

Your weinor retailer will be pleased to advise you: